
Transmig 305S & 405S

Parts List

OPTIONAL EXTRAS**Interconnections**

2 metre (TM 305S & TM 405S to TM 2 x 2 & TM 4 x 4) 1413660

Work Return Cable and Clamp

(TM 305S & TM 405S) 1409320




Fig. A. - Front View

TM 305S - Part No. 1414704

TM 405S - Part No. 1414706

Item	CCT Ref	TM 305S Part No	TM 405S Part No	Description
1	-	156654881	156654881	Pivot post
2	-	-	-	Top plate (Note 1)
3	-	-	-	Handle complete (Note 1)
4	HL2	192576004	192576004	Overload lamp
5	HL1	192576004	192576004	ON/OFF lamp
6	OF1	320746001	320746001	ON/OFF switch
-	-	1411688	1411688	Knob for item 6
7	SA2	320751002	320751002	Fine voltage switch - 10 position
8	SA1	1411690	1411690	Coarse voltage switch - 4 position
9	-	-	-	Side panel Left (Note 1)
9a	-	-	-	Side panel Right (Note 1)
10	XS2	17242	17242	Dinse socket
-	-	1380441	1380441	Dinse plugs for item 10
11	-	1409223	1409223	Swivel castors
12	-	1409222	1409222	Fixed castors
13	-	-	-	Front panel (Note 1)
14	OF2	1411698	1411698	Voltage switch
15	V	1407165	1407165	Voltmeter 60V
16	A	1407166	1407166	Ammeter

Note 1: Please note that these items must be ordered on a special order form and may be on extended delivery (contact MUREX WELDING PRODUCTS for details).

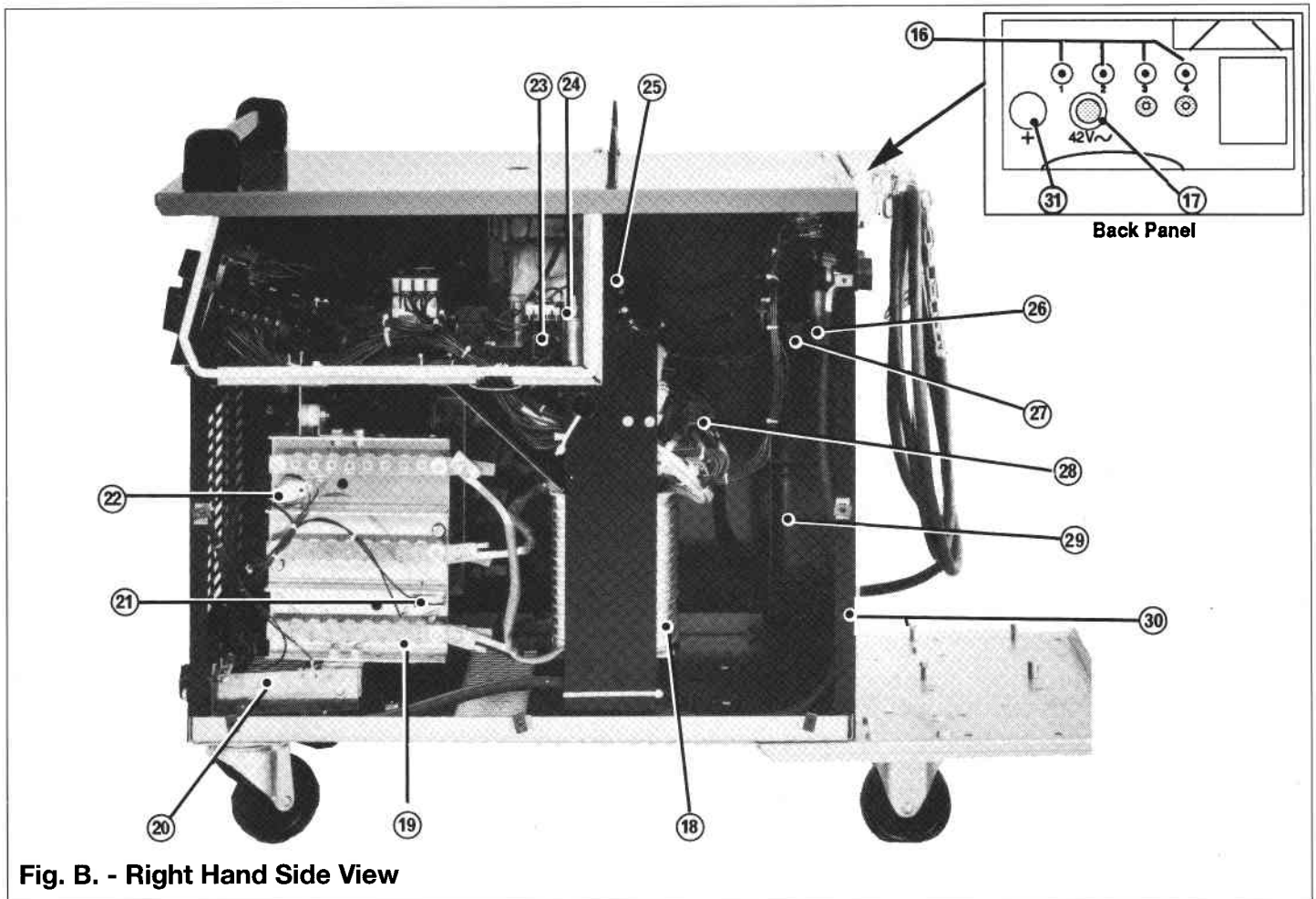


Fig. B. - Right Hand Side View

Item	CCT Ref	TM 305S Part No	TM 405S Part No	Description
16	FU1, FU3, FU4	193586101	193586101	Circuit breaker 5A
-	FU2	193586102	193586102	Circuit breaker 10A
17	XS1	538500108	538500108	42V Control socket
-	-	1411740	1411740	Plug for item 17
18	TM1	469278880	469278881	Main transformer
19	V1-V3	1413834	1413835	Diode bridge (Positive)
-	-	321468003	321468003	Diode (Red)
20	RS1	1411723	1411723	Shunt
21	ST2, ST3	369904001	369904001	Thermostat (Fan)
22	ST1	319445001	319445001	Thermostat
23	KM2	193296101	193296101	Contactor (Fan)
24	C3	1414037	1414037	Capacitor (Fan speed)
25	XT2	1413837	1413837	Mains selection block
-	XT3, XT5	1411732	1411732	Terminal block 220V & 42V
26	C1	191085103	191085103	Capacitor (Fan start)
27	XT4	523104102	523104102	Terminal block (Fan)
28	-	191309112	191309112	Input cable clamp
29	M	162430001	162430001	Fan
30	-	-	-	Rear panel (Note 1)
31	-	17242	17242	Dinse socket
-	-	1380441	1380441	Plug for item 31

Note 1: Please note that these items must be ordered on a special order form and may be on extended delivery (contact MUREX WELDING PRODUCTS for details).

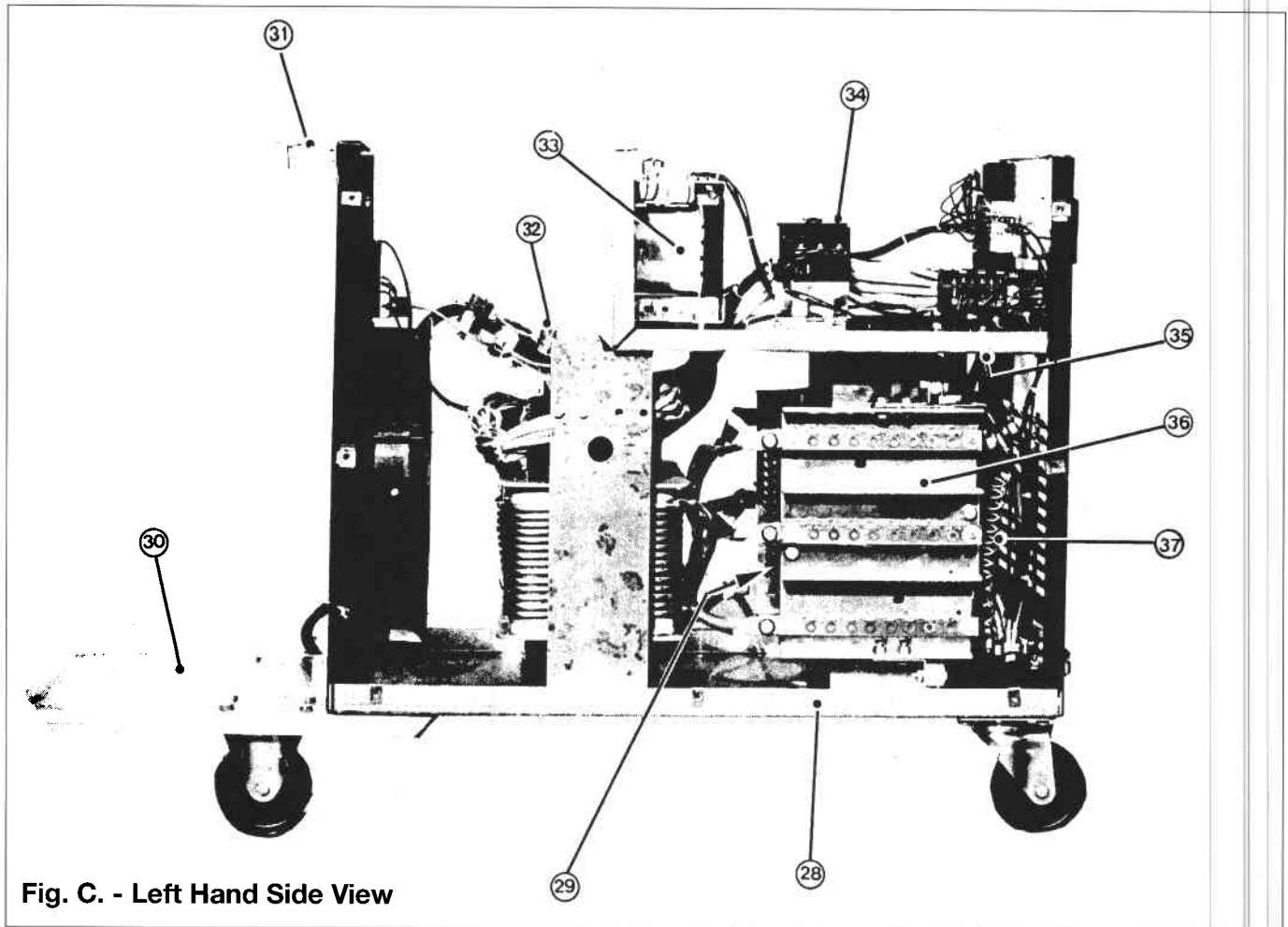


Fig. C - Left Hand Side View

Item	CCT Ref	TM 305S Part No	TM 405S Part No	Description
31	-	-	-	Base plate (Note 1)
32	L1	469255883	469255883	Inductor complete
33	-	-	-	Cylinder carrier (Note 1)
34	-	-	-	Cylinder support plate (Note 1)
34a	-	321173001	321173001	Chain
35	XT1	162781002	162781002	Mains connection block
36	TC1	319469001	319469001	Auxiliary transformer
37	KM1	193297101	193297101	Contactor
38	C2	046006704	046006704	Capacitor
38a	R1	191093146	191093146	Resistor
39	V4-6	1413829 x	1413830 ✓	Diode bridge negative
39a	-	321468004 ✓	321468004 ✓	Diode (black)
40	R2	320007001	320007001	Resistor

Note 1: Please note that these items must be ordered on a special order form and may be on extended delivery (contact MUREX WELDING PRODUCTS for details).