

Parts List

When ordering spare parts, please quote both the Part Number and the description. Customers should also give the type and serial number of the unit for which the parts are required.

CONSUMABLES

Transmatic Suitcase Mk II

Note: as standard the Suitcase MK II is supplied fitted for 1.0/1.2 Hard Wires.

Wire Size & Type	Feed Roll	Pressure Roll	Outlet Guide Tube Liner (139mm)	
0.6 - 0.8H	1413458	1413844 (P)	(1.5 ID)	1414543
0.8 - 1.0H	1413459	1413844 (P)	(2.0 ID)	1414542
1.0 - 1.2H	1413486	1413844 (P)	(2.0 ID)	1414542
1.2 - 1.6H	1413843	1413844 (P)	(2.0 ID)	1414542
1.0 - 1.2S	1413460	1413844 (P)	(Nylon)	1414545
1.2 - 1.6T	1413487	1413845 (K)	(2.0 ID)	1414542

Key: P = Plain K = Knurled

Transmatic Suitcase Mk IV

Note: as standard the Suitcase Mk IV is supplied fitted for 11.0 - 1.2 Hard Wires

Wire Size & Type	Inlet Guide	Feed Rolls (Pack of 2)	Pressure Roll (2 req'd)	Intermediate Guide	Outlet Guide Tube Liner (115.5mm)
0.6 - 0.8H	1413103	1409001	1413844 (P)	1411769	(1.5 ID) 1413885
1.0 - 1.2H	1413103	1409002	1413844 (P)	1411769	(2.0 ID) 1413886
1.2 - 1.6H	1413103	1409003	1413844 (P)	1411769	(2.0 ID) 1413886
1.2 - 1.6 T	1413103	1411533	1413845 (K)	1411769	(2.0 ID) 1413886
1.6 - 2.4T	1413854	1409005	1413845 (K)	1411770	(3.0 ID) 1413888
2.8 - 3.2T	1413854	1409006	1413845 (K)	1411770	- Not used
1.0 - 1.2S	1413103	1409007	1413844 (P)	1411769	(Nylon) 1413889
1.2 - 1.6S	1413103	1409007	1413844 (P)	1411769	(Nylon) 1413889
2.0 - 2.4S	1413854	1409007	1413844 (P)	1411770	(3.0 ID) 1413888

Key: P = Plain K = Knurled




Fig. A -

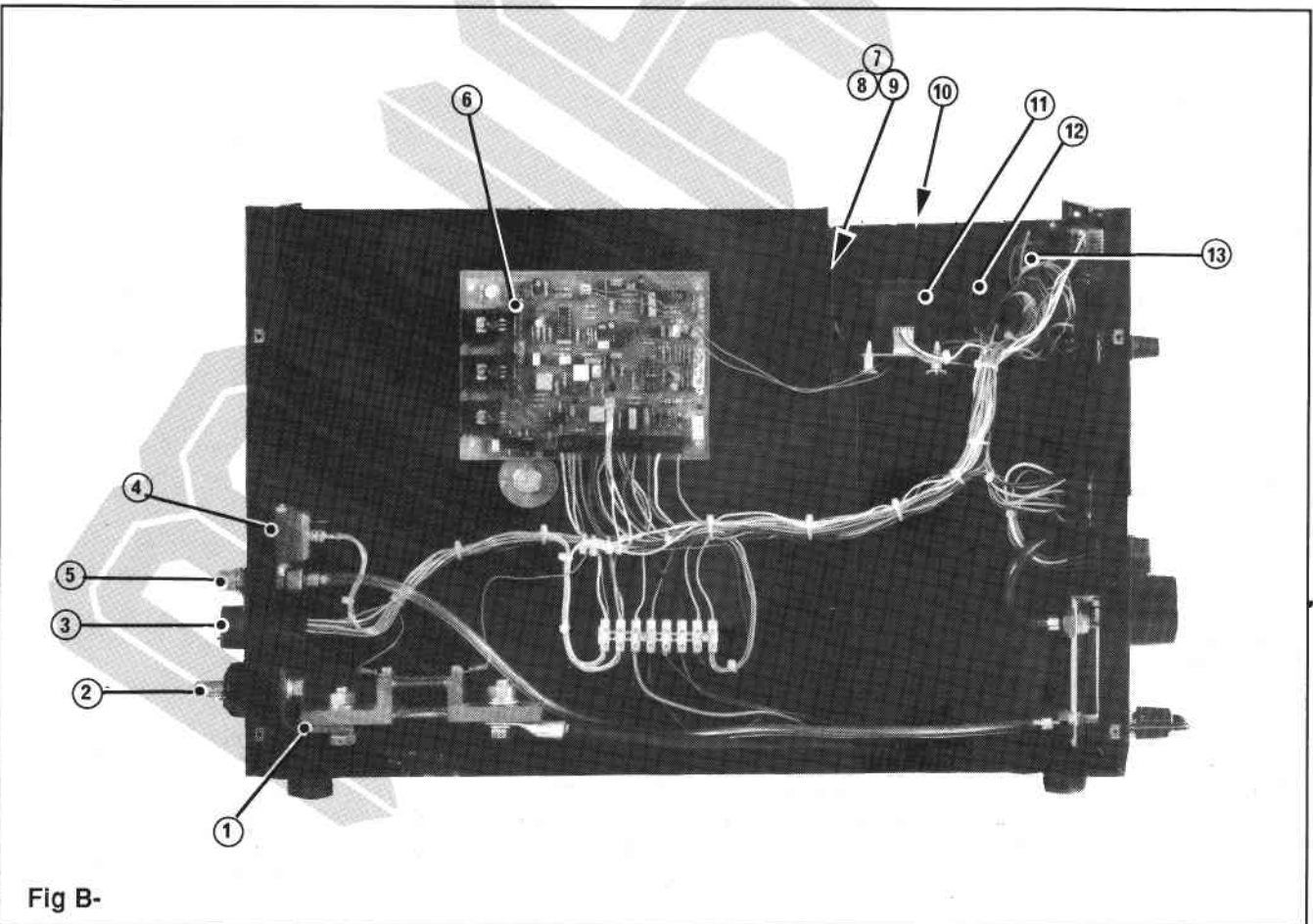


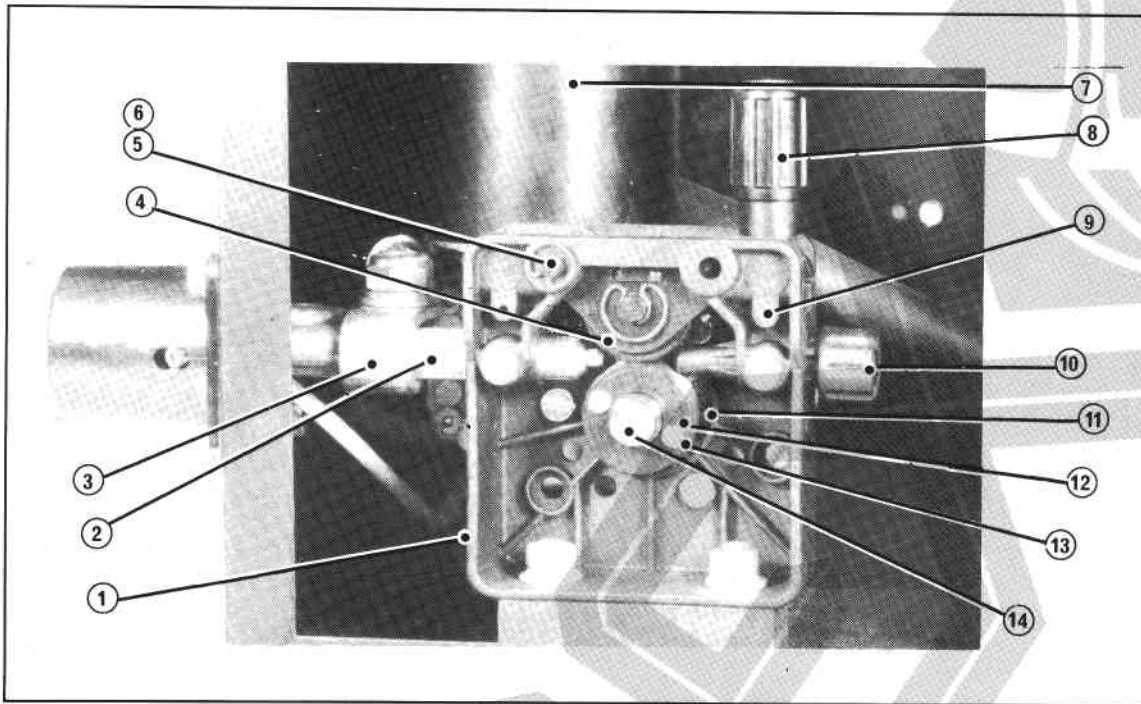
Fig B-

Fig. A -

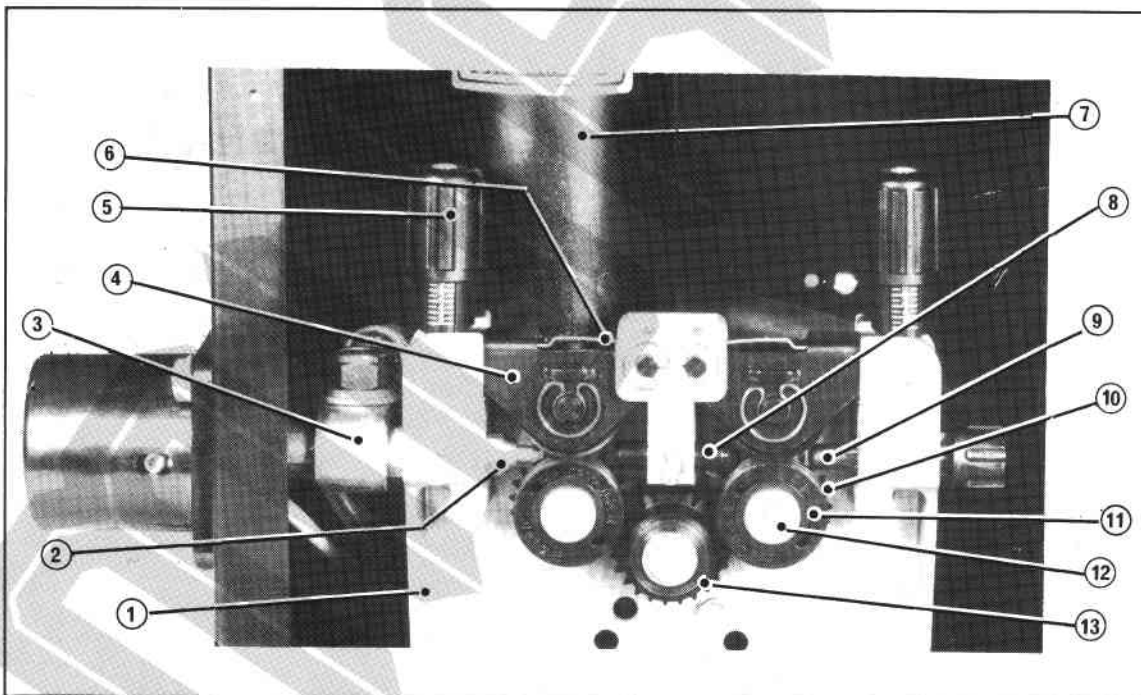
Item	Part No.	Description
1	1414560	Remote control socket
2	1414564	Remote/Local switch
3	1414554	Potentiometer - wire speed
-	1414563	Knob for item 3
4	1414562	Pushbutton
5	1414559	Digital meters
6	1414553	Potentiometer - voltage
-	1414563	Knob for Item 6
7	1409035	Central adaptor block inc: Switch leads
-	1408699	Bushing for Item 7
8	1414548	Hub assembly Suitcase II
-	1414549	Hub assembly Suitcase IV
9	1414547	Flowmeter
Not Shown	1414550	Handle

Fig B-

Item	Part No.	Description
1	1414561	Shunt
2	678339	Dinse plug, panel mounting
-	1380438	Dinse socket cable mounting
3	1411519	10 pin plug panel mounting
-	653567	Socket for Item 3 cable mounting
4	1414546	Gas solenoid valve
5	1414556	Gas nipple fitting
6	1414557	PCB
7	1414552	Fuse holder
8	1413893	Fuse 10 amp
9	-	Fuse 2 amp
10	1414555	Potentiometer - Burnback
11	1414558	P.S.U. printed circuit board
12	1414571	Switch - Latching
13	1414570	Switch - Purge/Inch



Transmatic Suitcase Mk II



Transmatic Suitcase Mk IV

Item	Part No.	Description	Item	Part No.	Description
1	1413874	Feedplate	7	1413859	Motor 42V
2	1414541	Outlet guide tube	-	1413860	Carbon brush assembly (pair)
-	1413855	Cap nut for item 2	8	1413102	Pressure device complete
-	1413856	'O' ring for item 2	9	1413861	Locating pin for item 8
-	-	Outlet guide tube liner, see Consummables	10	-	Inlet guide, see Consummables
3	1413453	Power clamp	11	1413452	Geared feed roll adaptor
4	1413451	Geared pressure roll arm, smooth roll	12	-	Feed roll, see Consummables
5	1413857	Pressure arm locating pin	13	1411548	Feed roll locating screw
6	1413858	Circlip for item 5	14	1413461	Geared adaptor retaining screw
			-	1413870	Woodruff key

Item	Part No.	Description	Item	Part No.	Description
1	1413864	Feed roll block	6	1413867	Lifting spring
2	1413873	Outlet guide tube	7	1413868	Motor 42V
-	1413855	Cap nut for item 2	-	1413860	Carbon brush assembly (pair)
-	1413856	'O' ring for item 2	8	-	Intermediate guide, see Consummables
-	-	Outlet guide tube liner, see Consummables	9	-	Inlet guide, see Consummables
3	1413453	Power clamp	10	1411790	Geared adaptor
4	1413865	Geared pressure roll arm, knurled roll	11	-	Feed roll, see Consummables
-	1413857	Pressure arm locatin pin	12	1411548	Retaining screw
-	1413858	Circlip	-	1413391	Feed roll axle
5	1413866	Pressure device calibrated	13	1411791	Drive gear
-	1413861	Locating pin for item 5	-	1413870	Woodruff Key (Motor)

Notes

